



300L-SM w/F3-BD4

Fixture Type:

300 WATT
300L

The ProLine 300L Tungsten-Halogen
3" Fresnel

Altman's exciting new series of Proline Location and Studio Fresnels offer a brilliant combination of style, durability, performance and efficiency. The 300L is a rugged, compact location set light for use as a small key, backlight or kicker. The luminaire produces a powerful 53° beam using a 300-Watt FKW (CP81) lamp. This light features a clam shell door and a short cord for grid mounting or 25' cable with heavy duty in-line switch for location. The Proline 300L has an 80 mm standard focus lens, safety screen, flat steel yoke with combo adapter or pipe clamp, cord wrap and hinged filter frame. This fixture accepts all standard 5" (12.7 cm) accessories. Also available for this unit are 4-leaf or 8-leaf barndoors, a 3-in-1 snoot set, and a full compliment of scrims. This fixture is available in either a stand mounted or hanging version. Included in every Proline fixture is Altman's new "F/S EZ Glide System" which allows the tray assembly to flood and spot with ease.

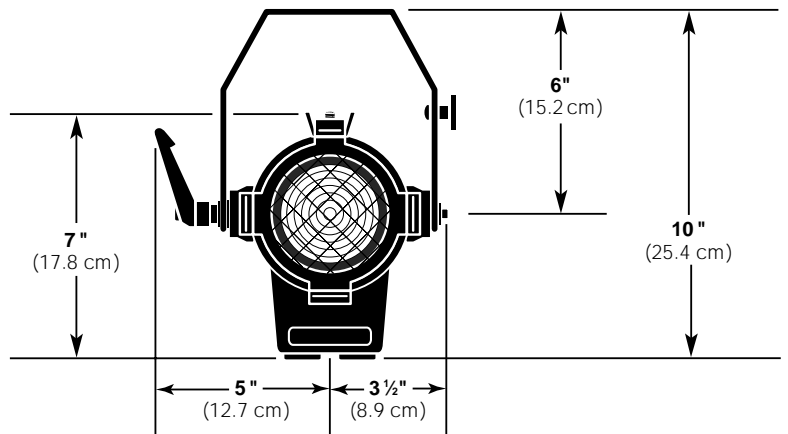
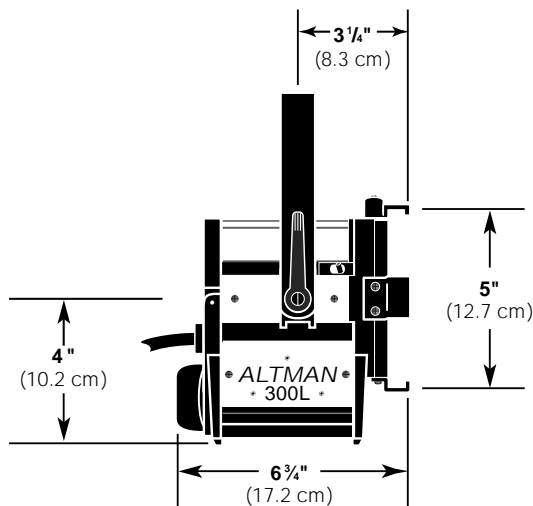
Specifications subject to change without notice

Features



F/S EZ Glide System

- Rugged lightweight die-cast and extruded aluminum housing
- Rib design for superior strength and ventilation
- Easy operating focusing control with Teflon guides (see side photo)
- Spring loaded top accessories latch
- Lightweight, flat steel yoke
- Non-corroding materials and hardware
- Hinged filter frame and safety cable with spring clip included
- Wire safety screen included
- U.L., c.U.L. and CE listed for 300 watts
- Made in the USA



Specifications

Housing: Die-cast and extruded aluminum construction.

Materials: Construction employs all corrosion resistant materials and hardware.

Yoke: Flat steel yoke with 1/2" (12.7 mm) opening, and Kipp™ handle.

Reflector: Spherical, super pure aluminum reflector finished with a thermal brightening process.

Lens: Thermal shock resistant, 3" (7.6 cm) borosilicate glass Fresnel Lens.

Socket: Polarized, 2-pin GY9.5 type.

Rating: 300 watt 120/240 volt AC/DC operation.

Focusing: Reflector, socket and lamp carriage, controlled with a Hi-Temp rear focusing knob, are driven along guide rods by a worm gear.

Accessories: Front end accessory holder accepts 5" (12.7 cm) accessories.

Finish: Etched metallic finish with a clear anodized coating, trimmed with a black epoxy sandtex, electrostatic application.

Weight: Approx; 6.5 lbs. (2.9 kg.) for 300L-HM.
Approx; 7.4 lbs. (3.4 kg.) for 300L-SM.

AVAILABLE IN TRAVEL-LITE™ KITS



ACCESSORIES SUPPLIED WITH HANGING MODEL

SC-37-BK	Safety Cable with Spring Clip
72-0031	F3 Front Mesh
F-CRL	Long Cord Wrap
F3-FF	Hinged Filter Frame
510	Malleable Iron Pipe Clamp
—	36" (91.44 cm) Power Cord

ADDITIONAL ACCESSORIES

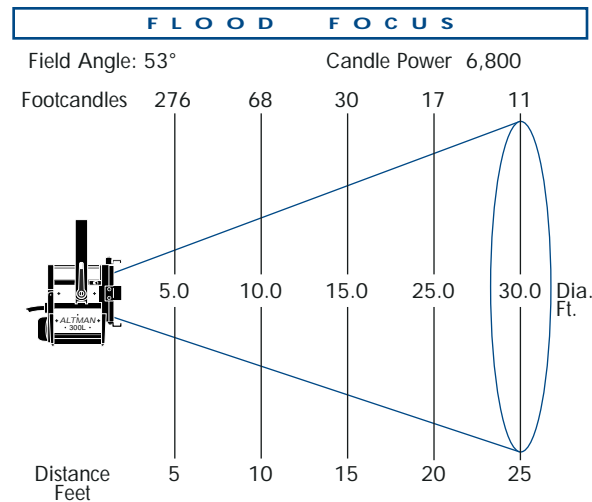
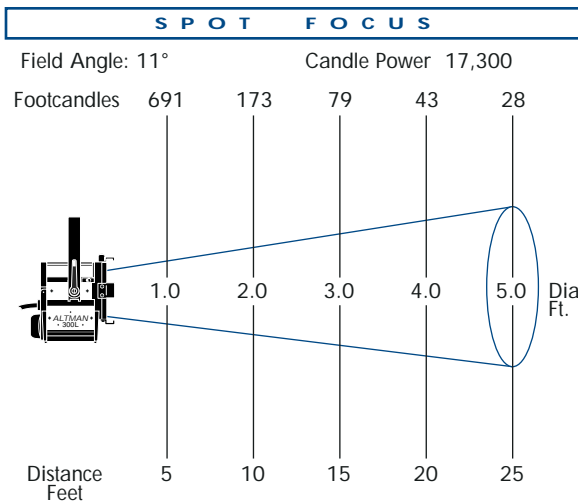
F3-BD4	4 Leaf Barn Door
F3-SN	2 in 1 Snoot Set
F3-FS	Full Single Scrim
F3-HS	Half Single Scrim
F3-FD	Full Double Scrim
F3-HD	Half Double Scrim

ACCESSORIES SUPPLIED WITH STANDING MODEL

SC-37-BK	Safety Cable with Spring Clip
72-0031	F3 Front Mesh
F-CRL	Long Cord Wrap
F3-FF	Hinged Filter Frame
F-SAS	Combination 5/8" x 1 1/8" Spigot
—	25' Power Cord with In-Line Switch

LAMP DATA

Watts	Volts	Lamp Code	Color Temp(K°)	Rated Life	Rated Lumens
300	120	FKW	3200	200	7,200
300	220/240	FSL	3200	200	6,900



Calibrated CCD Camera Measurements with FKW LAMP.